



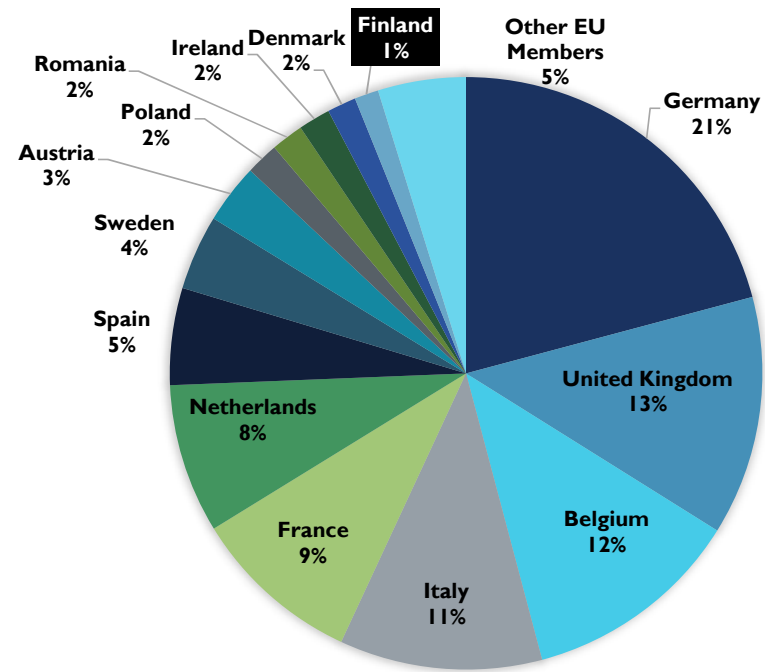
FOSTERING ECONOMIC GROWTH

(A Company set up under Section 42 of the Companies Ordinance 1984)

FINLAND - PAKISTAN TRADE

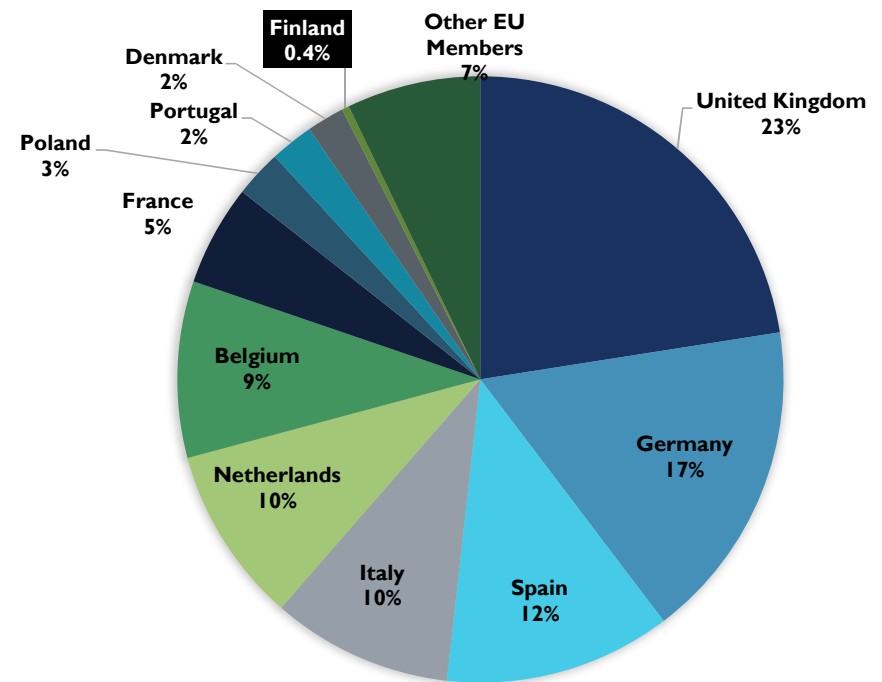
PAKISTAN'S EXPORTS TO THE EU(28), 2016

- EU is Pakistan's largest export market representing 34% of exports
- Finland accounted for 1% of total EU imports from Pakistan in 2016.

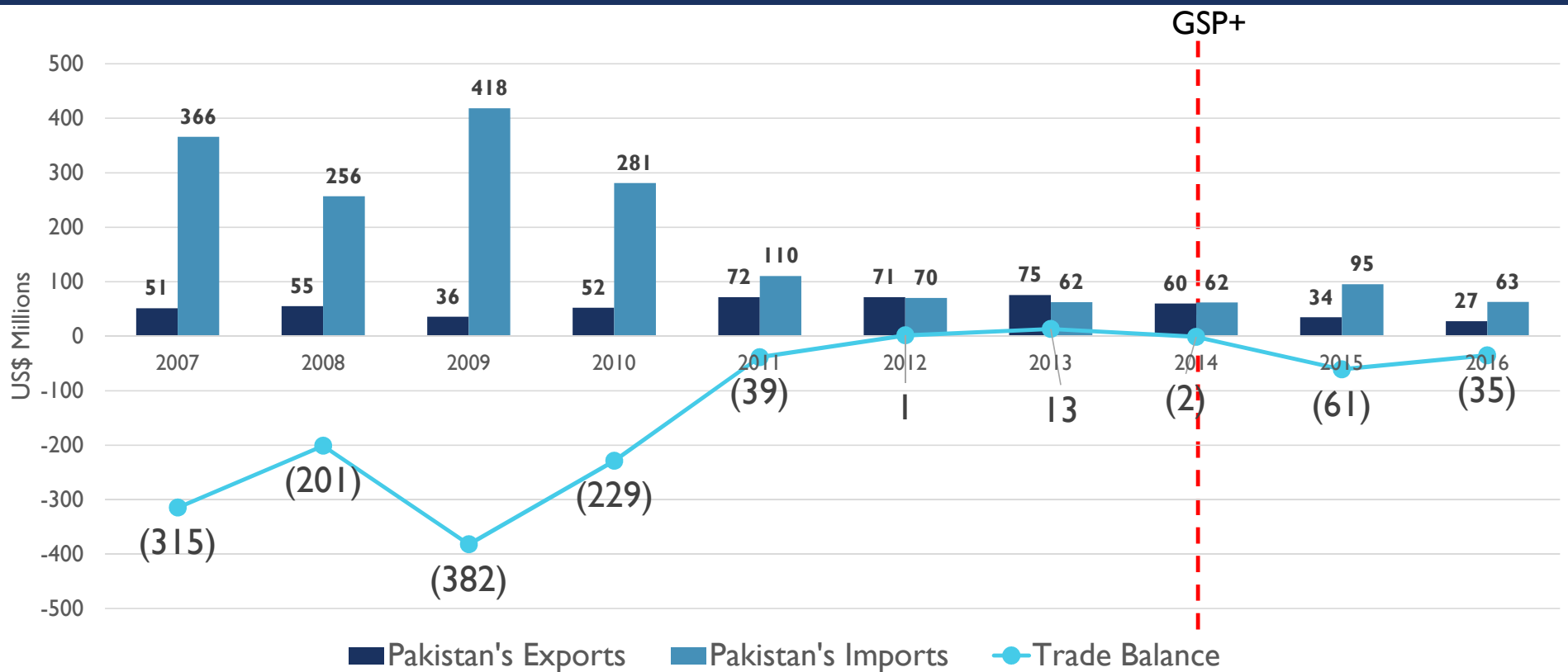


PAKISTAN'S IMPORTS FROM THE EU(28), 2016

- EU is Pakistan's 3rd largest import partner after China and UAE.
- Imports from the EU stood at \$4.78 billion in 2016.
- Finland accounts for 0.4% of Pakistan's imports from the EU and 0.13% of total imports from the world



PAKISTAN FINLAND TRADE OVERVIEW



PAKISTAN'S TOP 10 EXPORTS TO FINLAND

| HS CODE | DESCRIPTION | EXPORT VALUE 2014 (US\$) | EXPORT VALUE 2015 (US\$) | EXPORT VALUE 2016 (US\$) |
|---------|--|-----------------------------|-----------------------------|-----------------------------|
| 420329 | Gloves, mittens and mitts, of leather or composition leather (excluding special sports gloves) | 5,558,000 | 5,642,000 | 4,284,000 |
| 630231 | Bedlinen of cotton (excluding printed, knitted or crocheted) | 8,978,000 | 2,187,000 | 2,236,000 |
| 610349 | Men's or boys' trousers, bib and brace overalls, breeches and shorts of textile materials | 1,991,000 | 1,267,000 | 1,527,000 |
| 420310 | Articles of apparel, of leather or composition leather | 1,181,000 | 1,035,000 | 1,185,000 |
| 610590 | Men's or boys' shirts of textile materials, knitted or crocheted (excluding of cotton) | 851,000 | 611,000 | 868,000 |
| 821420 | Manicure or pedicure sets and instruments, incl. nail files, of base metal | 2,593,000 | 1,726,000 | 831,000 |
| 950662 | Inflatable balls | 1,316,000 | 1,143,000 | 794,000 |
| 420321 | Specially designed gloves for use in sport, of leather or composition leather | 3,377,000 | 1,351,000 | 656,000 |
| 620322 | Men's or boys' ensembles of cotton (excluding knitted or crocheted) | 195,000 | 246,000 | 616,000 |
| 620342 | Men's or boys' trousers, bib and brace overalls, breeches and shorts, of cotton | 896,000 | 469,000 | 546,000 |

PAKISTAN'S TOP 10 IMPORTS FROM FINLAND

| HS CODE | DESCRIPTION | IMPORT VALUE 2014 (US\$) | IMPORT VALUE 2015 (US\$) | IMPORT VALUE 2016 (US\$) |
|---------|--|-----------------------------|-----------------------------|-----------------------------|
| 350790 | Enzymes and prepared enzymes, n.e.s. (excluding rennet and concentrates thereof) | 2,311,000 | 3,122,000 | 8,633,000 |
| 850239 | Generating sets (excluding wind-powered and powered by spark-ignition) | 3,059,000 | 48,172,000 | 5,189,000 |
| 847149 | Data-processing machines, automatic, presented in the form of systems "comprising at least | - | - | 3,390,000 |
| 390110 | Polyethylene with a specific gravity of < 0,94, in primary forms | 733,000 | 1,685,000 | 3,236,000 |
| 850440 | Static converters | 2,908,000 | 2,213,000 | 3,113,000 |
| 760200 | Waste and scrap, of aluminium | 1,870,000 | 4,388,000 | 3,071,000 |
| 840999 | Parts suitable for use solely or principally with compression-ignition internal combustion | 4,084,000 | 2,462,000 | 2,788,000 |
| 720441 | Turnings, shavings, chips, milling waste, sawdust, filings, trimmings | 3,165,000 | 2,990,000 | 2,226,000 |
| 870530 | Fire fighting vehicles (excluding vehicles for transporting persons) | - | - | 1,864,000 |
| 480511 | Semi-chemical fluting paper, uncoated, in rolls of a width > 36 cm | 372,000 | 70,000 | 1,831,000 |