



FOSTERING ECONOMIC GROWTH

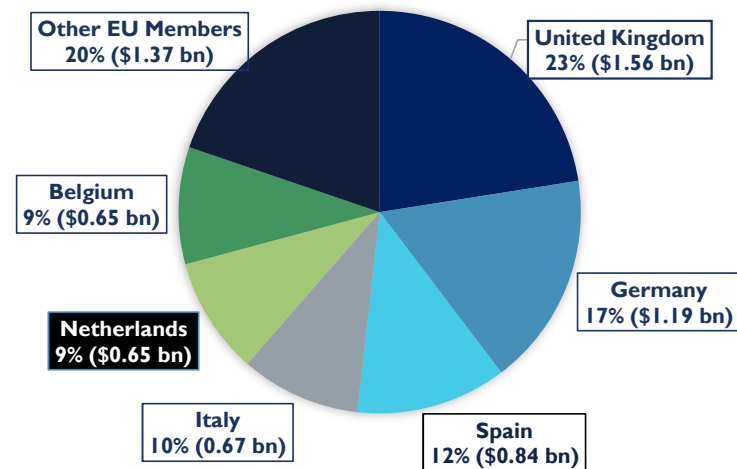
(A Company set up under Section 42 of the Companies Ordinance 1984)

NETHERLANDS – PAKISTAN TRADE

PAKISTAN'S EXPORTS TO THE EU(28), 2016

- EU is Pakistan's largest export market representing 34% of exports.
- Netherlands accounted for 9% of total EU imports from Pakistan in 2016.

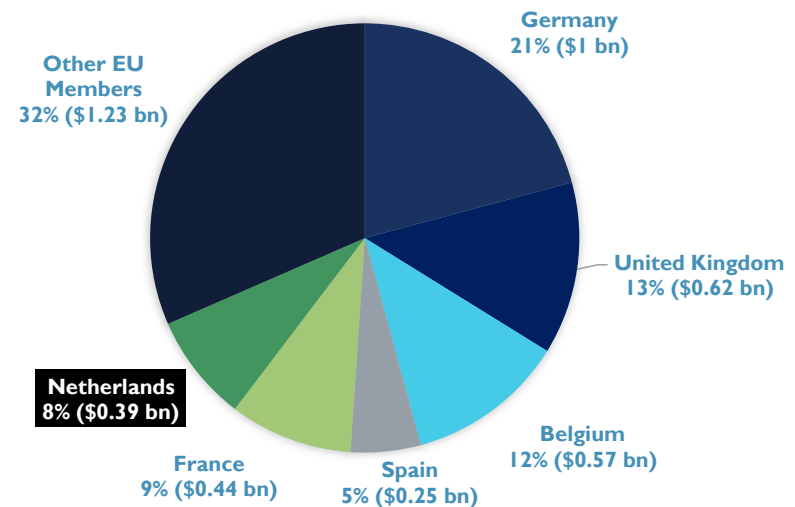
PAKISTAN'S EXPORTS TO EU, 2016



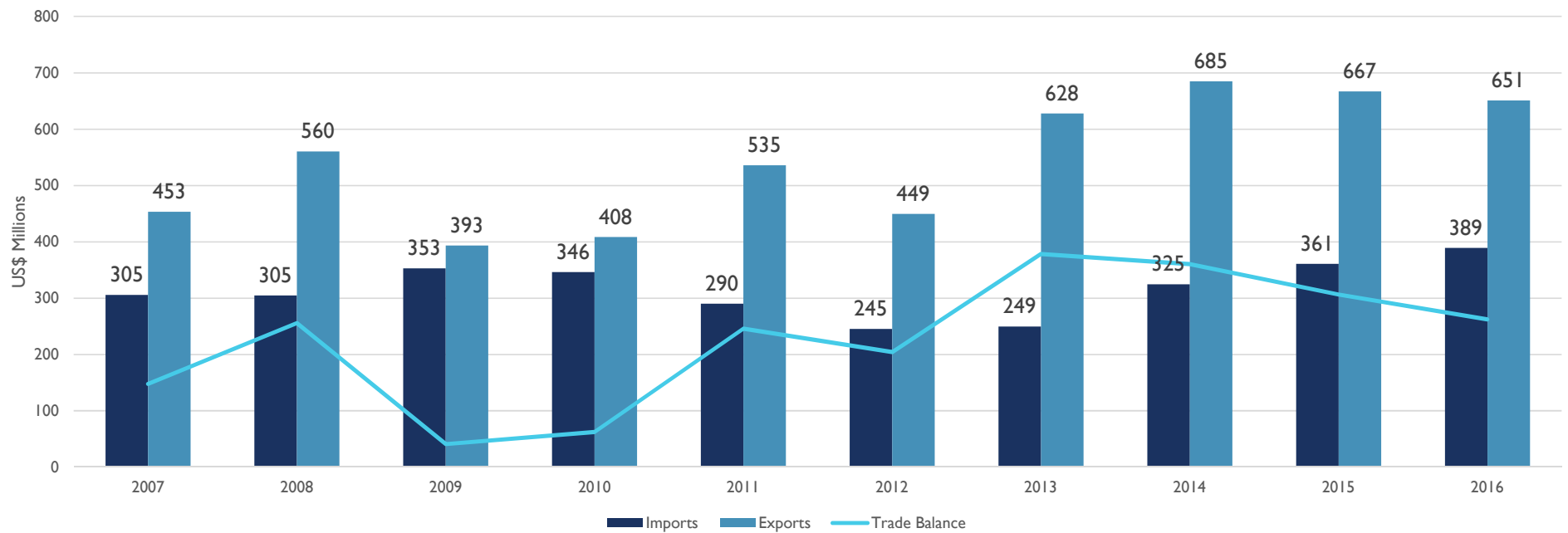
PAKISTAN'S IMPORTS FROM THE EU(28), 2016

- EU is Pakistan's 3rd largest import partner after China and UAE.
- Imports from the EU stood at \$4.78 billion in 2016.
- Netherlands accounts for 8% of Pakistan's imports from the EU and 0.82% of total imports from the world

PAKISTAN'S IMPORTS FROM EU, 2016



PAKISTAN NETHERLANDS TRADE TRENDS



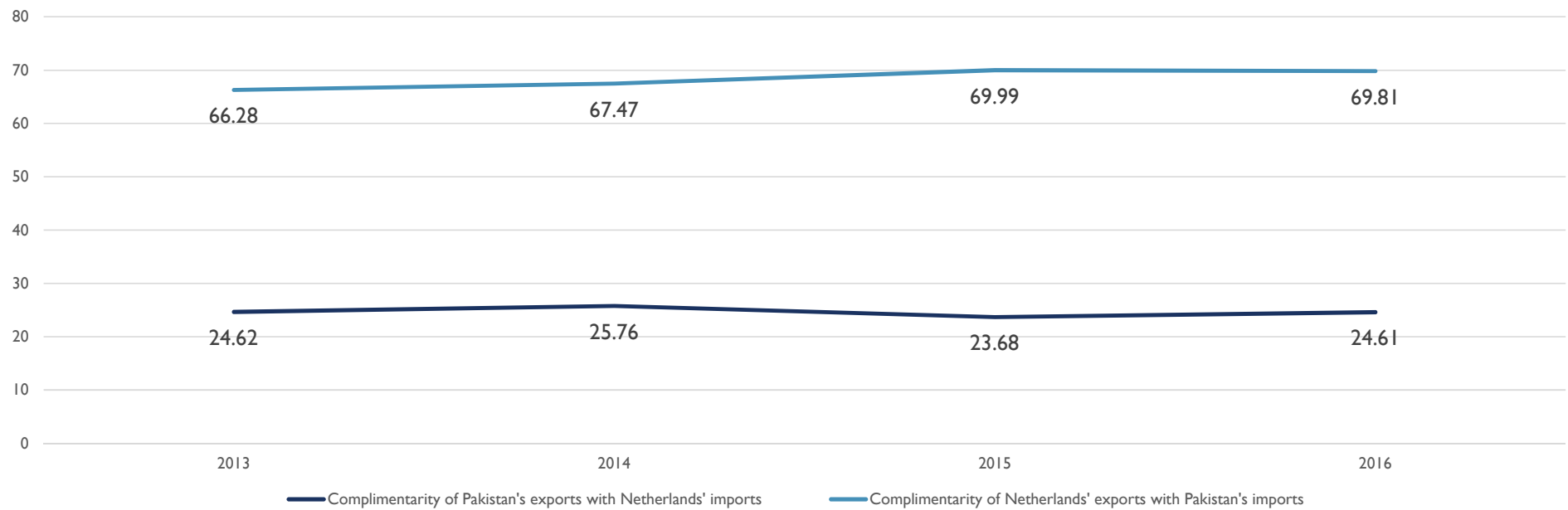
PAKISTAN'S TOP 10 EXPORTS TO NETHERLANDS

HS CODE	DESCRIPTION	EXPORT VALUE 2014 (US\$000)	EXPORT VALUE 2015 (US\$000)	EXPORT VALUE 2016 (US\$000)
630231	Bedlinen of cotton (excluding printed, knitted or crocheted)	59,967	61,787	86,312
620322	Men's or boys' ensembles of cotton (excluding knitted or crocheted)	29,086	11,610	54,800
630210	Bedlinen, knitted or crocheted	51,224	52,936	50,855
610711	Men's or boys' underpants and briefs of cotton, knitted or crocheted	16,961	27,230	29,099
630239	Bedlinen of textile materials (excluding of cotton and man-made fibres, printed)	17,709	16,411	27,080
220710	Undenatured ethyl alcohol, of actual alcoholic strength of >= 80%	27,521	23,899	25,896
611595	Full-length or knee-length stockings, socks and other hosiery, incl. footwear	31,271	36,302	23,656
630260	Toilet linen and kitchen linen, of terry towelling or similar terry fabrics of cotton	18,315	19,374	23,416
420310	Articles of apparel, of leather or composition leather	29,398	27,969	21,964
620342	Men's or boys' trousers, bib and brace overalls, breeches and shorts, of cotton	33,932	51,463	18,892

PAKISTAN'S TOP 10 IMPORTS FROM NETHERLANDS

HS CODE	DESCRIPTION	IMPORT VALUE 2014 (US\$000)	IMPORT VALUE 2015 (US\$000)	IMPORT VALUE 2016 (US\$000)
271012	Light oils and preparations, of petroleum or bituminous minerals which >= 90%	53,430	87,132	104,340
190110	Food preparations for infant use, put up for retail sale, of flour, groats, meal, starch	23,037	30,243	35,819
999999	Commodities not elsewhere specified	35	65	14,581
210690	Food preparations, n.e.s.	34,492	11,091	12,237
300390	Medicaments consisting of two or more constituents mixed together for therapeutic	2,970	4,004	8,128
760200	Waste and scrap, of aluminium (excluding slags, scale and the like from iron and steel	6,152	7,224	7,776
300230	Vaccines for veterinary medicine	5,190	5,370	7,474
390190	Polymers of ethylene, in primary forms (excluding polyethylene	642	1,064	7,296
852349	Optical media for the recording of sound or of other phenomena	5,676	9,129	6,920
190190	Malt extract; food preparations of flour, groats, meal, starch or malt extract	3,787	5,816	6,720

TRADE COMPLIMENTARITY



Pakistan's Theoretical Potential for Additional Exports to Netherlands, 2016

Top 10 Potential Products (HS 06)

HS CODE	DESCRIPTION	ACTUAL EXPORTS IN 2016 (US\$000)	POTENTIAL EXPORTS IN 2016 (US000\$)
620342	Men's or boys' trousers, bib and brace overalls, breeches and shorts, of cotton (excluding ...	18,892	524,982
620462	Women's or girls' trousers, bib and brace overalls, breeches and shorts of cotton	7,650	358,572
901890	Instruments and appliances used in medical, surgical or veterinary sciences, n.e.s.	3,917	322,111
610910	T-shirts, singlets and other vests of cotton, knitted or crocheted	5,735	199,376
220710	Undenatured ethyl alcohol, of actual alcoholic strength of >= 80%	25,896	195,921
110100	Wheat or meslin flour	3	172,835
080520	Fresh or dried mandarins incl. tangerines and satsumas, clementines, wilkings	10	157,960
610510	Men's or boys' shirts of cotton, knitted or crocheted (excluding nightshirts, T-shirts, singlets	1,674	131,606
020110	Carcases or half-carcases of bovine animals, fresh or chilled	-	125,737
611595	Full-length or knee-length stockings, socks and other hosiery, incl. footwear without applied	23,656	119,668

Pakistan's Theoretical Potential for Additional Imports from Netherlands, 2016

Top 10 Potential Products (HS 06)

HS CODE	DESCRIPTION	ACTUAL IMPORTS IN 2016 (US\$000)	POTENTIAL IMPORTS IN 2016 (US\$000)
271019	Medium oils and preparations, of petroleum or bituminous minerals, not containing biodiesel, ...	437	3,531,676
271012	Light oils and preparations, of petroleum or bituminous minerals which >= 90% by volume "incl. ...	104,340	2,113,199
151190	Palm oil and its fractions, whether or not refined (excluding chemically modified and crude)	-	940,261
851712	Telephones for cellular networks "mobile telephones" or for other wireless networks	2	707,646
720449	Waste and scrap of iron or steel (excluding slag, scale and other waste of the production of ...	5,044	566,071
854140	Photosensitive semiconductor devices, incl. photovoltaic cells whether or not assembled in ...	2	493,701
120510	Low erucic acid rape or colza seeds "yielding a fixed oil which has an erucic acid content ...	-	445,114
870322	Motor cars and other motor vehicles principally designed for the transport of persons, incl. ...	-	326,008
300490	Medicaments consisting of mixed or unmixed products for therapeutic or prophylactic purposes, ...	4,551	313,924
390110	Polyethylene with a specific gravity of < 0,94, in primary forms	1,186	285,667