



FOSTERING ECONOMIC GROWTH

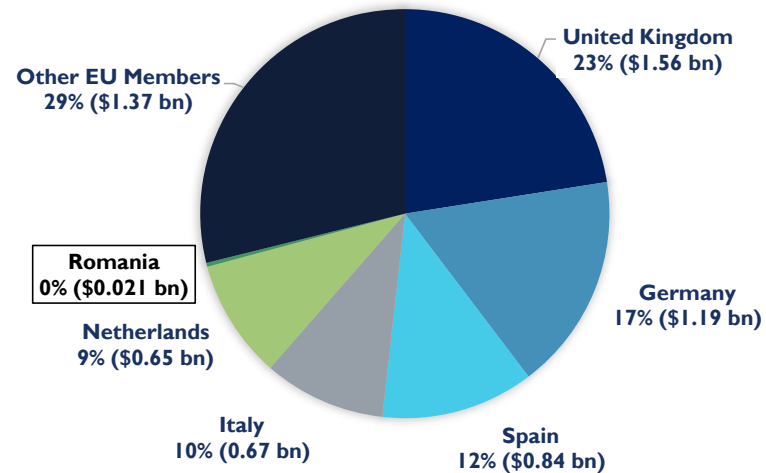
(A Company set up under Section 42 of the Companies Ordinance 1984)

## ROMANIA – PAKISTAN TRADE

# PAKISTAN'S EXPORTS TO THE EU(28), 2016

- EU is Pakistan's largest export market representing 34% of exports.
- Romania accounted for 0.31% of total EU imports from Pakistan in 2016.

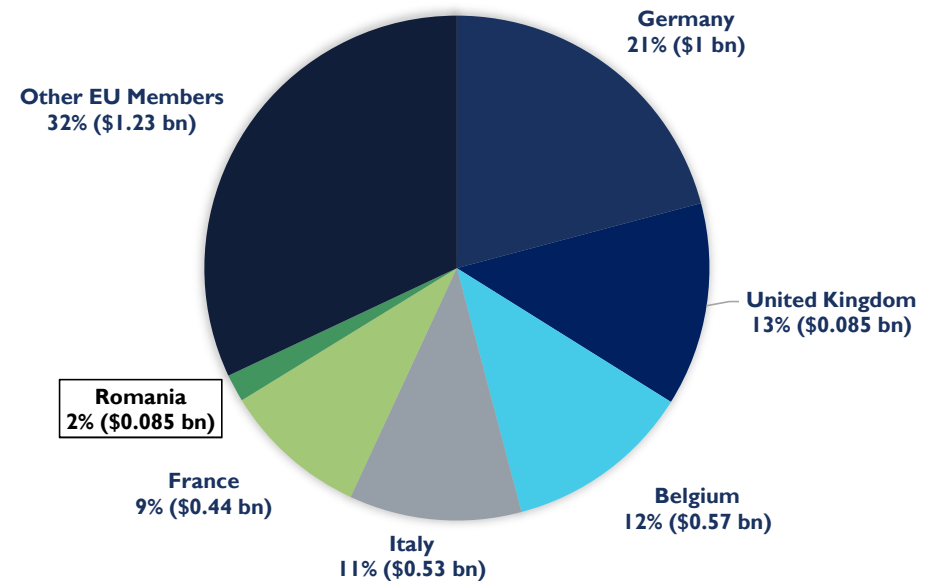
PAKISTAN'S EXPORTS TO EU, 2016



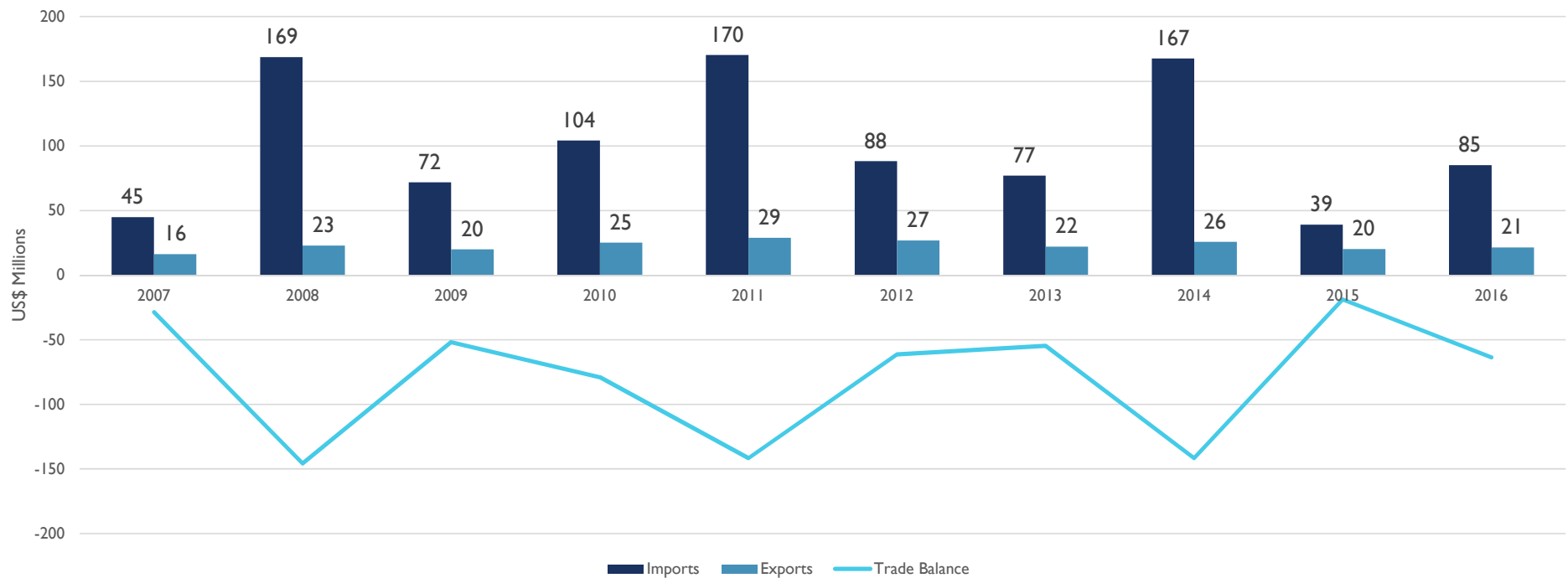
# PAKISTAN'S IMPORTS FROM THE EU(28), 2016

- EU is Pakistan's 3rd largest import partner after China and UAE.
- Imports from the EU stood at \$4.78 billion in 2016.
- Romania accounts for 1.78% of Pakistan's imports from the EU and 0.18% of total imports from the world.

PAKISTAN'S IMPORTS FROM EU, 2016



# PAKISTAN ROMANIA TRADE TRENDS



# PAKISTAN'S TOP 10 EXPORTS TO ROMANIA

HS CODE	DESCRIPTION	EXPORT VALUE 2014 (US\$000)	EXPORT VALUE 2015 (US\$000)	EXPORT VALUE 2016 (US\$000)
050400	Guts, bladders and stomachs of animals (other than fish), whole and pieces thereof, fresh, ...	5,889	3,959	2,687
551341	Plain woven fabrics containing predominantly, but < 85% polyester staple fibres by weight, ...	5,671	2,882	2,523
630260	Toilet linen and kitchen linen, of terry towelling or similar terry fabrics of cotton (excluding ...	1,462	1,665	1,762
521051	Plain woven fabrics of cotton, containing predominantly, but < 85% cotton by weight, mixed ...	539	1,112	1,688
630231	Bedlinen of cotton (excluding printed, knitted or crocheted)	197	195	1,040
521021	Plain woven fabrics of cotton, containing predominantly, but < 85% cotton by weight, mixed ...	251	815	973
100630	Semi-milled or wholly milled rice, whether or not polished or glazed	61	334	727
551331	Plain woven fabrics containing predominantly, but < 85% polyester staple fibres by weight, ...	-	-	588
360500	Matches (excluding pyrotechnic articles of heading 3604)	1,371	1,090	527
901890	Instruments and appliances used in medical, surgical or veterinary sciences, n.e.s.	554	415	517

# PAKISTAN'S TOP 10 IMPORTS FROM ROMANIA

HS CODE	DESCRIPTION	IMPORT VALUE 2014 (US\$000)	IMPORT VALUE 2015 (US\$000)	IMPORT VALUE 2016 (US\$000)
120600	Sunflower seeds, whether or not broken	66,963	15,581	52,964
841182	Gas turbines of a power > 5.000 kW (excluding turbojets and turbopropellers)	-	-	9,078
440399	Wood in the rough, whether or not stripped of bark or sapwood, or roughly squared (excluding ...	1,608	2,330	4,655
440799	Wood, sawn or chipped lengthwise, sliced or peeled, whether or not planed, sanded or end-jointed, ...	3,853	2,646	3,917
271012	Light oils and preparations, of petroleum or bituminous minerals which >= 90% by volume "incl. ...	6,634	3,392	1,941
071310	Dried, shelled peas "Pisum sativum", whether or not skinned or split	-	824	1,346
294190	Antibiotics (excluding penicillins and their derivatives with a penicillanic acid structure, ...	116	683	1,031
300490	Medicaments consisting of mixed or unmixed products for therapeutic or prophylactic purposes, ...	1,020	2,427	904
730799	Tube or pipe fittings, of iron or steel (excluding cast iron or stainless steel products; flanges; ...	126	25	694
441193	Fibreboard of wood or other ligneous materials, whether or not agglomerated with resins or ...	589	681	592

# Pakistan's Theoretical Potential for Additional Exports to Romania, 2016

## Top 10 Potential Products (HS 06)

HS CODE	DESCRIPTION	ACTUAL EXPORTS IN 2016 (US\$000)	POTENTIAL EXPORTS IN 2016 (US\$000)
390760	Poly"ethylene terephthalate", in primary forms	-	126,602
620342	Men's or boys' trousers, bib and brace overalls, breeches and shorts, of cotton (excluding ...	-	117,282
410712	Grain splits leather "incl. parchment-dressed leather", of the whole hides and skins of bovine ...	121	109,640
610910	T-shirts, singlets and other vests of cotton, knitted or crocheted	-	102,110
901890	Instruments and appliances used in medical, surgical or veterinary sciences, n.e.s.	517	100,362
270900	Petroleum oils and oils obtained from bituminous minerals, crude	-	76,992
271019	Medium oils and preparations, of petroleum or bituminous minerals, not containing biodiesel, ...	-	76,859
300490	Medicaments consisting of mixed or unmixed products for therapeutic or prophylactic purposes, ...	-	73,317
170199	Cane or beet sugar and chemically pure sucrose, in solid form (excluding cane and beet sugar ...	-	72,703
640399	Footwear with outer soles of rubber, plastics or composition leather, with uppers of leather ...	223	68,795

# Pakistan's Theoretical Potential for Additional Imports from Romania, 2016

## Top 10 Potential Products (HS 06)

HS CODE	DESCRIPTION	ACTUAL IMPORTS IN 2016 (US\$000)	POTENTIAL IMPORTS IN 2016 (US\$000)
271012	Light oils and preparations, of petroleum or bituminous minerals which >= 90% by volume "incl. ...	1,941	1,051,777
271019	Medium oils and preparations, of petroleum or bituminous minerals, not containing biodiesel, ...	-	681,053
870321	Motor cars and other motor vehicles principally designed for the transport of persons, incl. ...	-	402,110
120510	Low erucic acid rape or colza seeds "yielding a fixed oil which has an erucic acid content ...	-	327,626
870322	Motor cars and other motor vehicles principally designed for the transport of persons, incl. ...	-	326,008
300490	Medicaments consisting of mixed or unmixed products for therapeutic or prophylactic purposes, ...	904	317,571
401120	New pneumatic tyres, of rubber, of a kind used for buses and lorries (excluding tyres with ...	-	246,227
851762	Machines for the reception, conversion and transmission or regeneration of voice, images or ...	535	236,441
870323	Motor cars and other motor vehicles principally designed for the transport of persons, incl. ...	-	214,959
851712	Telephones for cellular networks "mobile telephones" or for other wireless networks	1	214,522